

To: All Plan Holders of Record

From: Verdantas, LLC
For the Owner

Re: Addendum No. 1
SR 124 Waterline Improvements
Pike Water, Inc.

Date: April 7, 2025

This Addendum forms a part of the contract documents and modifies the original bidding documents dated October 2022 and all previous addenda, if any. Acknowledge receipt of this addendum in the space provided in the bid forms. Failure to do so may subject the bidder to disqualification.

BID FORMS

The Bid Form (SECTION 004100) has been **REVISED** to reflect revised quantities. The revised Bid Form annotated "Addendum No. 1 – April 7, 2025" has been attached to this addendum. All bids submitted for the project must utilize the revised Bid Form. Any bids submitted that do not utilize the revised Bid Form shall be deemed non-responsive.

DRAWINGS

1. SHEET 6 of 29, C-03 – WATERLINE - PHASE II (STA. 56+50 TO 84+00)

REPLACE this drawing in its entirety with the revised drawing attached to this addendum. The revised sheet reflects an adjustment in waterline alignment and the length of the proposed directional drill.

2. SHEET 8 of 29, C-05 – WATERLINE - PHASE II (STA. 119+50 TO 148+00)

REPLACE this drawing in its entirety with the revised drawing attached to this addendum. The revised sheet reflects an adjustment in waterline depth and clarification of information related to adjacent existing waterline.

3. SHEET 9 of 29, C-06 – WATERLINE - PHASE I – PHASE II (STA. 148+50 TO 176+50)

REPLACE this drawing in its entirety with the revised drawing attached to this addendum. The revised sheet reflects an adjustment in the length of the proposed directional drill and clarification of information related to adjacent existing waterline.

4. SHEET 11 of 29, C-08 – WATERLINE - PHASE I – PHASE II (STA. 203+00 TO 230+00)

REPLACE this drawing in its entirety with the revised drawing attached to this addendum. The revised sheet reflects clarification of information related to adjacent existing waterline.

5. SHEET 12 of 29, C-09 – WATERLINE - PHASE I – PHASE III (STA. 230+00 TO 257+00)

REPLACE this drawing in its entirety with the revised drawing attached to this addendum. The revised sheet reflects clarification of information related to adjacent existing waterline.

6. SHEET 17 of 29, C-14 – WATERLINE - PHASE I (STA. 81+00 TO 108+43)

REPLACE this drawing in its entirety with the revised drawing attached to this addendum. The revised sheet reflects an adjustment in the length of the proposed directional drill and clarification of information related to adjacent existing waterline.

7. SHEET 18 of 29, C-15 – WATERLINE - PHASE I (STA. 55+00 TO 81+00)

REPLACE this drawing in its entirety with the revised drawing attached to this addendum. The revised sheet reflects an adjustment in waterline alignment and an adjustment in the length of the proposed directional drill.

8. SHEET 24 of 29, H-01 – HYDRAULICS - PHASE I & II

REPLACE this drawing in its entirety with the revised drawing attached to this addendum. The revised sheet reflects modifications to the hydraulic information relative to the project.

9. SHEET 25 of 29, H-02 – HYDRAULICS - PHASE I, II & III

REPLACE this drawing in its entirety with the revised drawing attached to this addendum. The revised sheet reflects modifications to the hydraulic information relative to the project.

Enclosures

H:\2022\220239\SPEC\Addenda\Addendum 01.Docx

SECTION 004100 - BID FORM

PIKE WATER, INC.
SR 124 WATERLINE IMPROVEMENTS

ARTICLE 1 BID RECIPIENT

1.01 Bids will be received until 11:00 A.M., local time, April 15, 2025.

1.02 Bids shall be submitted to:

Pike Water, Inc.
2277 Boswell Run Road
Piketon, OH 45661

1.03 The undersigned Bidder proposes and agrees, if this Bid is accepted, to enter into an Agreement with Owner in the form included in the Bidding Documents to perform all Work as specified or indicated in the Bidding Documents for the prices and within the times indicated in this Bid and in accordance with the other terms and conditions of the Bidding Documents.

ARTICLE 2 BIDDER'S ACKNOWLEDGEMENTS

2.01 Bidder accepts all of the terms and conditions of the Instructions to Bidders, including without limitation those dealing with the disposition of Bid security. This Bid will remain subject to acceptance for 75 days after the Bid opening, or for such longer period of time that Bidder may agree to in writing upon request of Owner.

2.02 Bidder will sign and deliver the required number of counterparts of the Agreement with the bonds, insurance certificates, and other documents required by the Bidding Requirements within 10 days after the Owner's Notice of Award.

ARTICLE 3 BIDDER'S REPRESENTATIONS

3.01 In submitting this Bid, Bidder represents that:

A. Bidder has examined and carefully studied the Bidding Documents, the other related data identified in the Bidding Documents, and the following Addenda, receipt of which is hereby acknowledged.

Addendum No.

Addendum Date

B. Bidder has visited the Site and become familiar with and is satisfied as to the general, local and Site conditions that may affect cost, progress, and performance of the Work.

C. Bidder is familiar with and is satisfied as to all federal, state and local Laws and Regulations that may affect cost, progress and performance of the Work.

D. Bidder has carefully studied all: (1) reports of explorations and tests of subsurface conditions at or contiguous to the Site and all drawings of physical conditions in or relating to existing surface or subsurface structures at or contiguous to the Site (except Underground Facilities) which have been identified in SC-4.02, and (2) reports and drawings of Hazardous Environmental Conditions that have been identified in SC-4.06.

E. Bidder has obtained and carefully studied (or accepts the consequences for not doing so) all additional or supplementary examinations, investigations, explorations, tests, studies and data concerning conditions (surface, subsurface and Underground Facilities) at or contiguous to the Site which may affect cost, progress, or performance of the Work or which relate to any aspect of the means, methods, techniques, sequences, and procedures of construction to be employed by Bidder, including applying the specific means, methods, techniques, sequences, and procedures of construction expressly required by the Bidding Documents to be employed by Bidder, and safety precautions and programs incident thereto.

F. Bidder does not consider that any further examinations, investigations, explorations, tests, studies, or data are necessary for the determination of this Bid for performance of the Work at the price(s) bid and within the times and in accordance with the other terms and conditions of the Bidding Documents.

G. Bidder is aware of the general nature of work to be performed by Owner and others at the Site that relates to the Work as indicated in the Bidding Documents.

H. Bidder has correlated the information known to Bidder, information and observations obtained from visits to the Site, reports and drawings identified in the Bidding Documents, and all additional examinations, investigations, explorations, tests, studies, and data with the Bidding Documents.

I. Bidder has given Engineer written notice of all conflicts, errors, ambiguities, or discrepancies that Bidder has discovered in the Bidding Documents, and the written resolution thereof by Engineer is acceptable to Bidder.

J. The Bidding Documents are generally sufficient to indicate and convey understanding of all terms and conditions for the performance of the Work for which this Bid is submitted.

K. Bidder will submit written evidence of its authority to do business in the state where the Project is located not later than the date of its execution of the Agreement.

ARTICLE 4 FURTHER REPRESENTATIONS

4.01 Bidder further represents that:

A. This Bid is genuine and not made in the interest of or on behalf of any undisclosed individual or entity and is not submitted in conformity with any agreement or rules of any group, association, organization or corporation;

B. Bidder has not directly or indirectly induced or solicited any other Bidder to submit a false or sham Bid;

C. Bidder has not solicited or induced any individual or entity to refrain from bidding; and

D. Bidder has not sought by collusion to obtain for itself any advantage over any other Bidder or over Owner.

ARTICLE 5 BASIS OF BID

5.01 Bidder will complete the Work in accordance with the Contract Documents for the following price(s):

BID FORM

PIKE WATER, INC. SR 124 WATERLINE IMPROVEMENTS

The following prices per item shall be for furnishing and installing the various items of material and work as specified and shown on the Drawings and described in the Specifications for the following listed prices. Bidder acknowledges that Unit Prices have been computed in accordance with Paragraph 11.03.B of the General Conditions. Bidder acknowledges that estimated quantities are not guaranteed and are solely for the purpose of comparison of Bids, and final payment for all Unit Price Bid Items will be based on actual quantities, determined as provided in the Contract Documents.

All specified cash allowances are included in the price(s) set forth below and have been computed in accordance with Paragraph 11.02 of the General Conditions.

A price must be bid for each item in the Bid, even though the estimated quantity is zero. Unbalanced or unreasonable unit prices may cause rejection of the Bid. All words and numbers shall be in ink.

<u>ITEM</u>	<u>DESCRIPTION</u>	<u>QTY</u>	<u>UNIT</u>	<u>LABOR</u>	<u>MATERIAL</u>	<u>UNIT PRICE</u> <u>BID</u>	<u>TOTAL ITEM</u> <u>COST</u>
1	Mobilization / Demobilization	1	LS	\$ _____	\$ _____	\$ _____	\$ _____
2	Construction Videotaping	1	LS	\$ _____	\$ _____	\$ _____	\$ _____
3	8" Waterline (PVC C900 DR25)	42,200	LF	\$ _____	\$ _____	\$ _____	\$ _____
4	6" Waterline (PVC C900 DR25)	60	LF	\$ _____	\$ _____	\$ _____	\$ _____
5	4" Waterline (PVC C900 DR25)	20	LF	\$ _____	\$ _____	\$ _____	\$ _____
6	8" Waterline (PVC C900 DR25 RJ) via Directional Drill	1,425	LF	\$ _____	\$ _____	\$ _____	\$ _____
7	6" Waterline (PVC C900 DR25 RJ) via Directional Drill	50	LF	\$ _____	\$ _____	\$ _____	\$ _____
8	10" Waterline (HDPE DR 11) via Directional Drill	2,034	LF	\$ _____	\$ _____	\$ _____	\$ _____
9	8" Waterline (PVC C900 DR 25 RJ) carrier pipe in 16" Steel Casing via Jack & Bore	100	LF	\$ _____	\$ _____	\$ _____	\$ _____
10	6" Waterline (PVC C900 DR 25 RJ) carrier pipe in 12" Steel Casing via Jack & Bore	50	LF	\$ _____	\$ _____	\$ _____	\$ _____
11	8" Gate Valve	26	EA	\$ _____	\$ _____	\$ _____	\$ _____
12	4" Gate Valve	1	EA	\$ _____	\$ _____	\$ _____	\$ _____

<u>ITEM</u>	<u>DESCRIPTION</u>	<u>QTY</u>	<u>UNIT</u>	<u>LABOR</u>	<u>MATERIAL</u>	<u>UNIT PRICE BID</u>	<u>TOTAL ITEM COST</u>
13	6" Hydrant w/6" Gate Valve	4	EA	\$_____	\$_____	\$_____	\$_____
14	Relocate ex. 6" Hydrant & 6" Gate Valve	1	EA	\$_____	\$_____	\$_____	\$_____
15	1" Leak Detection Meter	7	EA	\$_____	\$_____	\$_____	\$_____
16	Connection to Ex. System, Line 124-A, Sta. 0+00, as per plan	1	LS	\$_____	\$_____	\$_____	\$_____
17	Connection to Ex. System, Line 124-A, Sta. 96+37, incl. 6"x6" Tapping Sleeve & Valve, as per plan	1	LS	\$_____	\$_____	\$_____	\$_____
18	Connection to Ex. System, Line 124-A, Sta. 150+90, incl. 6"x6" Tapping Sleeve & Valve, as per plan	1	LS	\$_____	\$_____	\$_____	\$_____
19	Connection to Ex. System, Line 124-A, Sta. 247+40, incl. 6"x6" Tapping Sleeve & Valve, as per plan	1	LS	\$_____	\$_____	\$_____	\$_____
20	Connection to Ex. System, Line 124-A, Sta. 342+20, as per plan	1	LS	\$_____	\$_____	\$_____	\$_____
21	Connection to Ex. System, Line 124-A, Sta. 358+82, as per plan	1	LS	\$_____	\$_____	\$_____	\$_____
22	Connection to Ex. System, Line Jasper-A, Sta. 108+43, incl. 6"x6" Tapping Sleeve & Valve, as per plan	1	LS	\$_____	\$_____	\$_____	\$_____
23	Connection to Ex. System, Line Jasper-A, Sta. 10+00, incl. 6"x6" Tapping Sleeve & Valve, as per plan	1	LS	\$_____	\$_____	\$_____	\$_____
24	Tracer Wire	45,900	LF	\$_____	\$_____	\$_____	\$_____
25	Detectable Flagging	42,650	LF	\$_____	\$_____	\$_____	\$_____
26	Utility Markers	18	EA	\$_____	\$_____	\$_____	\$_____
27	Open Cut Driveway Crossing Repair	1,600	LF	\$_____	\$_____	\$_____	\$_____
28	Driveway Crossing via Directional Drill	400	LF	\$_____	\$_____	\$_____	\$_____

<u>ITEM</u>	<u>DESCRIPTION</u>	<u>QTY</u>	<u>UNIT</u>	<u>LABOR</u>	<u>MATERIAL</u>	<u>UNIT PRICE BID</u>	<u>TOTAL ITEM COST</u>
29	Seeding and Mulching	1	LS	\$_____	\$_____	\$_____	\$_____
30	Maintenance of Traffic	1	LS	\$_____	\$_____	\$_____	\$_____
31	Booster Station Modifications, as per plan	1	LS	\$_____	\$_____	\$_____	\$_____
32	Standby Generator and Automatic Transfer Switch, as per plan	1	LS	\$_____	\$_____	\$_____	\$_____
BID TOTAL – Total of Items 1 through 32, inclusive <div> _____ Dollars _____ Cents </div>							\$_____

ARTICLE 6 TIME OF COMPLETION

6.01 Bidder agrees that the Work will be substantially completed on or before May 1, 2026, and completed and ready for final payment in accordance with Paragraph 14.07.B of the General Conditions on or before June 15, 2026.

6.02 Bidder accepts the provisions of the Agreement as to liquidated damages in the event of failure to complete the Work within the Contract Times.

ARTICLE 7 ATTACHMENTS TO THIS BID

7.01 The following documents are attached to and made a condition of this Bid:

A. Required Bid security in the form of _____ in the
(*Bid Guaranty, Bond, Check, et al.*)
amount of _____ Dollars (\$ _____)
as required by the Instructions to Bidders.

- B. Bidder's Qualifications.
- C. Certification of Non-Segregated Facilities.
- D. Non-collusion Affidavit.
- E. Certification of Non-Segregated Facilities.
- F. Proposal Affidavit.
- G. Contractor Equal Employment Opportunity Certification.
- H. Certification Regarding Debarment, Suspension and Other Responsibility Matters.
- I. DBE Data Sheets (Forms 6100-4 and 6100-3).
- J. American Iron and Steel Acknowledgement.

ARTICLE 8 DEFINED TERMS

8.01 The terms used in this Bid with initial capital letters have the meanings stated in the Instructions to Bidders, the General Conditions, and the Supplementary Conditions.

ARTICLE 9 COMMUNICATIONS

9.01 Communications concerning this Bid shall be addressed to the address of Bidder indicated below:

Name: _____

Street: _____

City, State, Zip Code: _____

Phone: _____ Fax: _____

Email: _____

ARTICLE 10 BID SUBMITTAL

10.01 Bid Submittal Date: _____, 20_____.

10.02 State Contractor License No. _____. (if applicable)

10.03 This Bid submitted by:

An Individual

Name (typed or printed): _____

By: _____
(Individual's signature)

Doing business as: _____

Business address: _____

Phone No.: _____ Fax No.: _____

A Partnership

Partnership Name: _____ (SEAL)

By: _____
(Signature of general partner -- attach evidence of authority to sign)

Name (typed or printed): _____

Business address: _____

Phone No.: _____ Fax No.: _____

A Corporation

Corporation Name: _____ (SEAL)

State of Incorporation: _____

Type (General Business, Professional, Service, Limited Liability): _____

By: _____
(Signature -- attach evidence of authority to sign)

Name (typed or printed): _____

Title: _____ (SEAL)

Attest: _____
(Signature -- attach evidence of authority to sign)

Business address: _____

Phone No.: _____ Fax No.: _____

Date of Authorization to do business is ____ / ____ / ____.

Sworn and subscribed to before me this ____ day of _____, _____

____ Notary Public

My Commission expires: _____

A Joint Venture

Name of Joint Venture: _____

First Joint Venturer Name: _____ (SEAL)

By: _____

(Signature of first joint venture partner -- attach evidence of authority to sign)

Name (typed or printed): _____

Title: _____

Business address: _____

Phone No.: _____ Fax No.: _____

Second Joint Venturer Name: _____ (SEAL)

By: _____

(Signature of second joint venture partner -- attach evidence of authority to sign)

Name (typed or printed): _____

Title: _____

Business address: _____

Phone No.: _____ Fax No.: _____

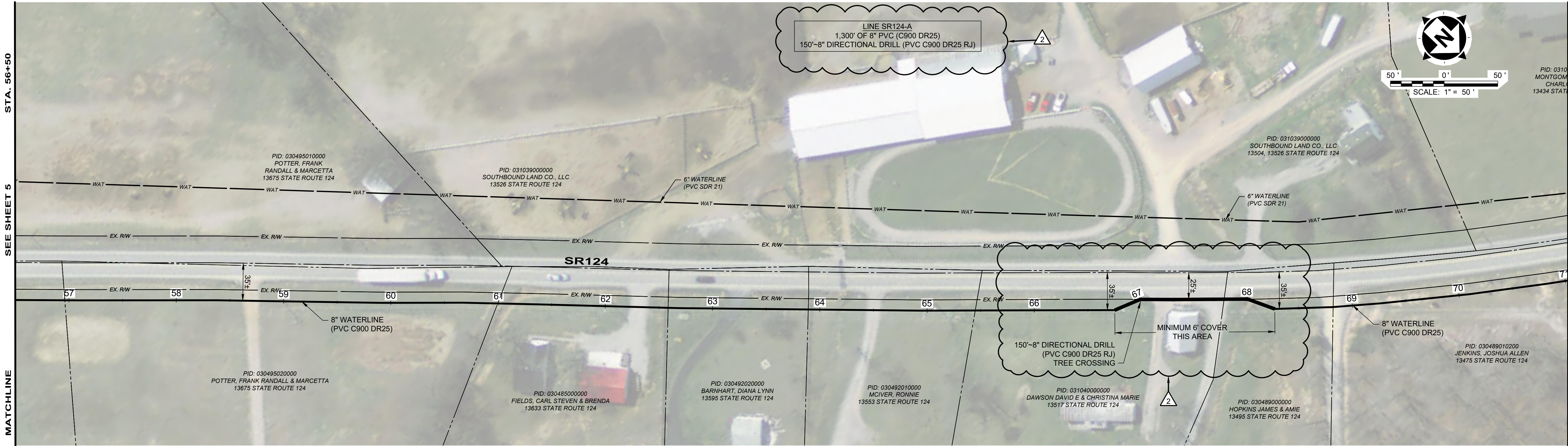
(Each joint venturer must sign. The manner of signing for each individual, partnership, and corporation that is a party to the joint venture should be in the manner indicated above.)

Sworn and subscribed to before me this ____ day of _____, _____

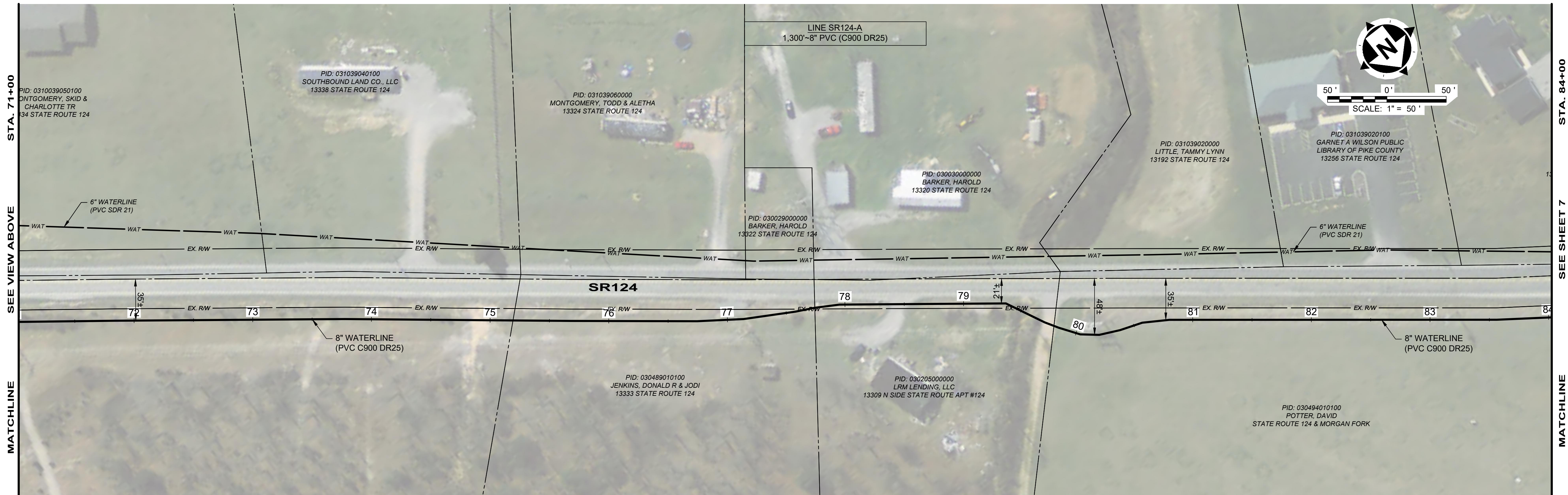
____ Notary Public

My Commission expires: _____


END OF SECTION



- NOTES:
1. WATERLINE TO BE INSTALLED IN PUBLIC RIGHT OF WAY:
 - LINE 124-A: STA. 77+66 TO STA. 79+42



BID SET

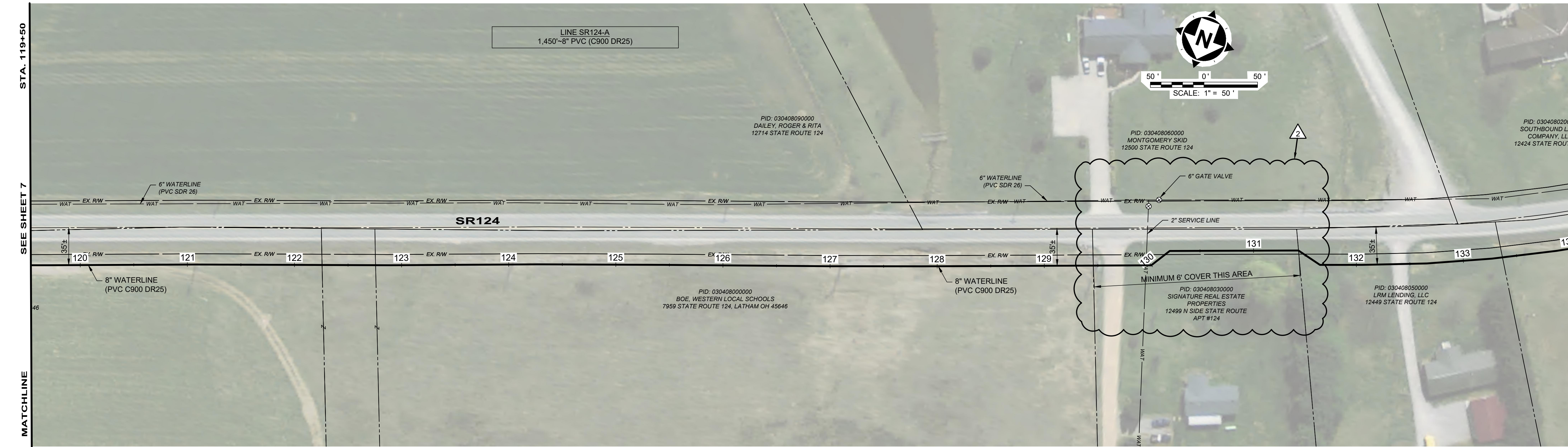
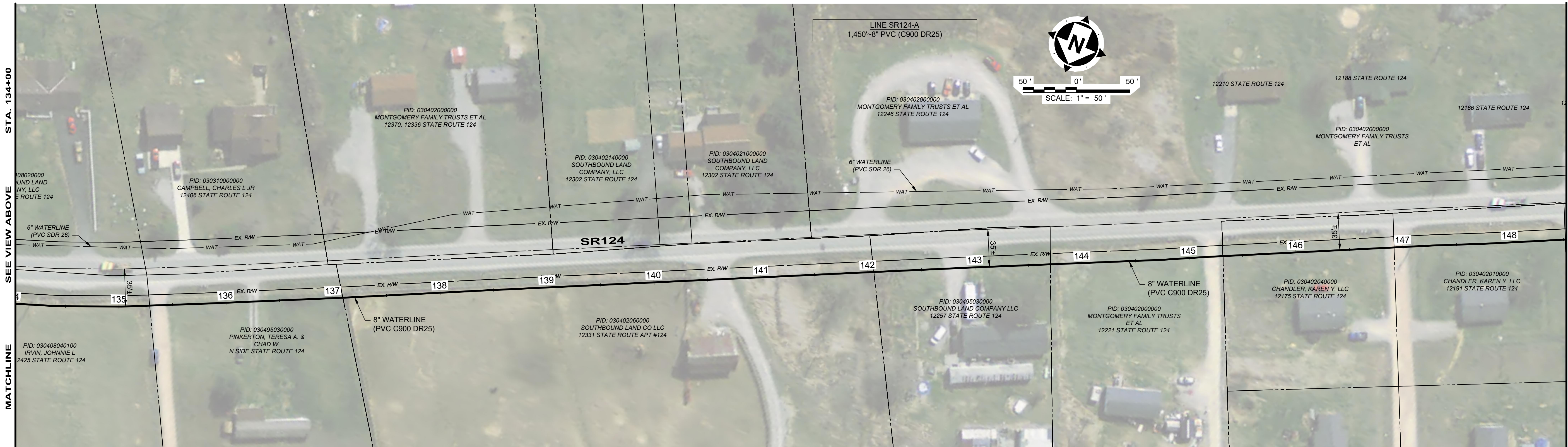


ISSUED FOR:	BIDDING	NO	REVISION	DATE
ISSUE DATE:	2/6/2025	1	REVISED FOR CONSTRUCTION	3/20/2025
SCALE:	AS SHOWN	2	ADDENDUM NO. 1	4/3/2025
DESIGNED BY:	RAB			
DRAWN BY:	RAB			
CHECKED BY:	BRA			

SR 124 WATERLINE
IMPROVEMENTS
- PIKE COUNTY, OH -

WATERLINE - PHASE II

PROJECT NO. 220239	
DISCIPLINE	
SHEET NAME C-03	
SHEET 6	OF 29



PROJECT NO.
220239

DISCIPLINE

SHEET NAME
C-05

SHEET
8

OF
29

SR 124 WATERLINE
IMPROVEMENTS
- PIKE COUNTY, OH -

WATERLINE - PHASE II

ISSUED FOR:	BIDDING	NO	REVISION	DATE
ISSUE DATE:	2/6/2025	1	REVISED FOR CONSTRUCTION	3/20/2025
SCALE:	AS SHOWN	2	ADDENDUM NO. 1	4/3/2025
DESIGNED BY:	RAB			
DRAWN BY:	RAB			
CHECKED BY:	BRA			

your trusted advisor
consultants

engineers
architects
planners

BID SET

BID SET

your trusted advisor

consultants

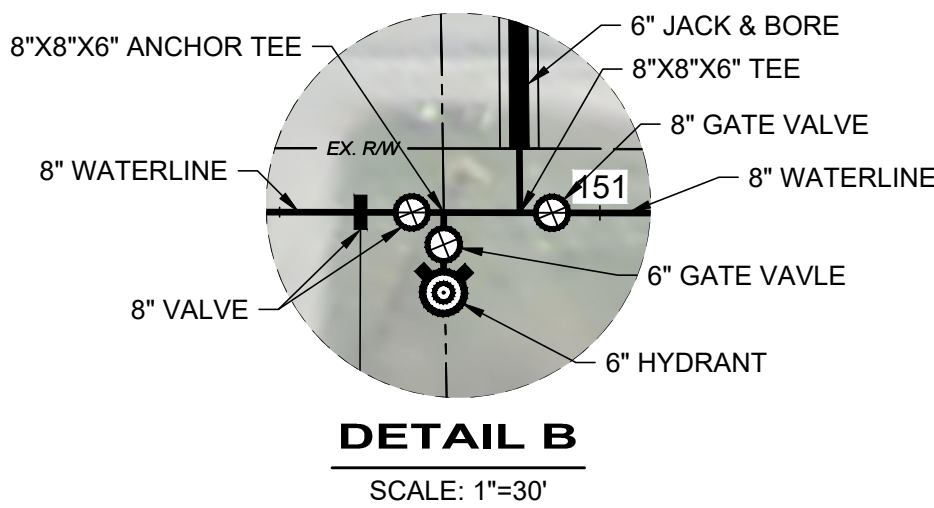
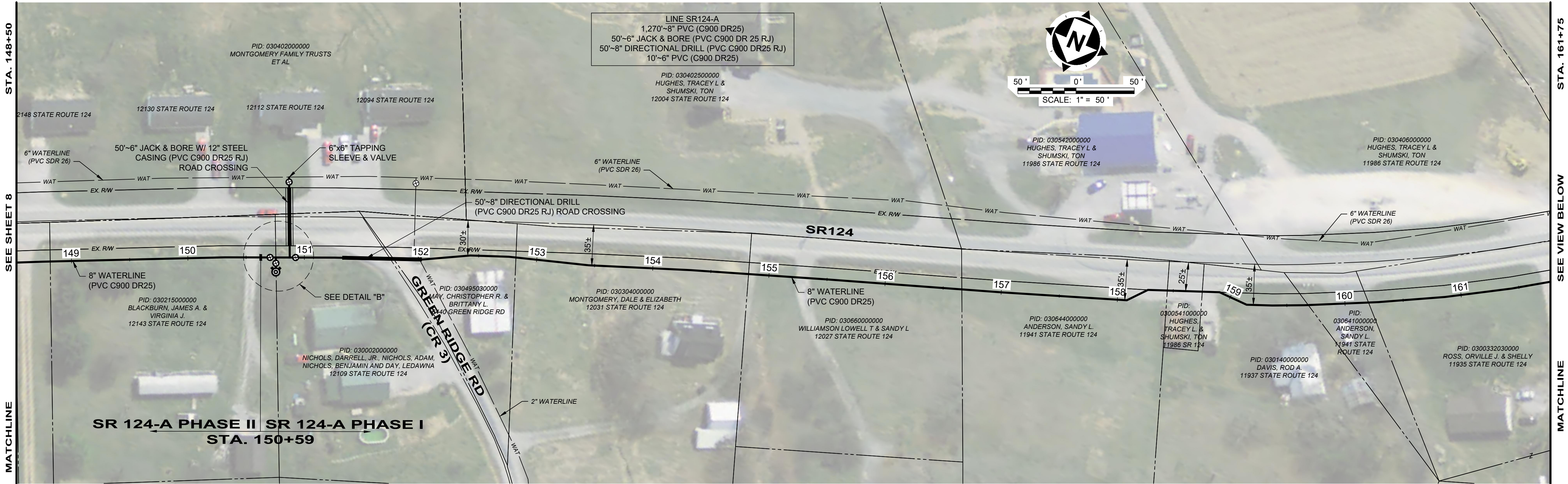
engineers
architects
planners

ISSUED FOR:	BIDDING	NO	REVISION	DATE
ISSUE DATE:	2/6/2025	1	REVISED FOR CONSTRUCTION	3/20/2025
SCALE:	AS SHOWN	2	ADDENDUM NO. 1	4/3/2025
DESIGNED BY:	RAB			
DRAWN BY:	RAB			
CHECKED BY:	BRA			

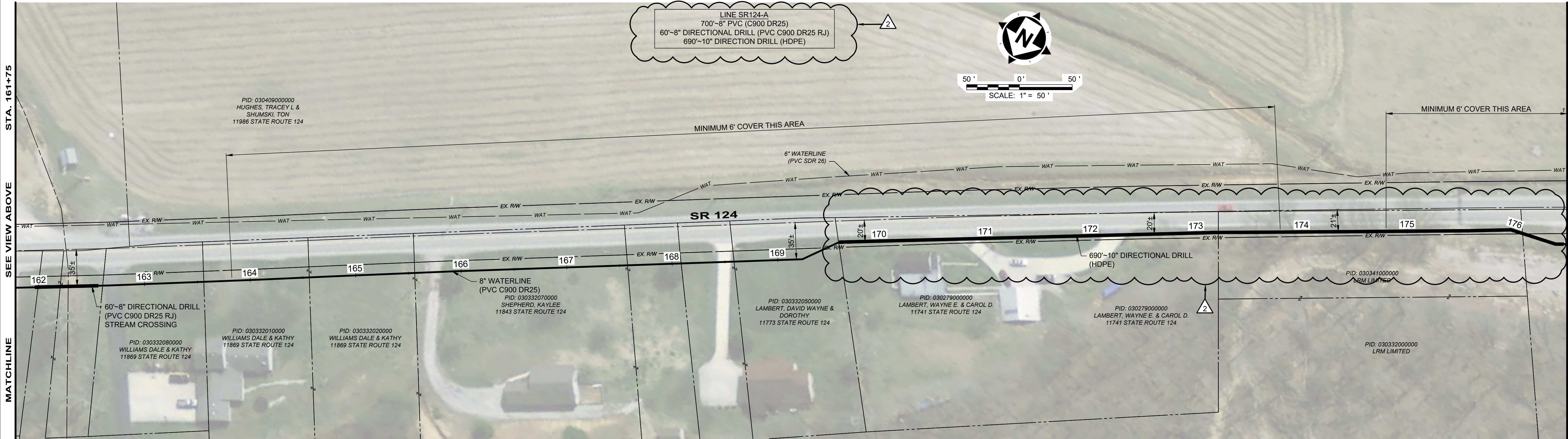
SR 124 WATERLINE IMPROVEMENTS
- PIKE COUNTY, OH -

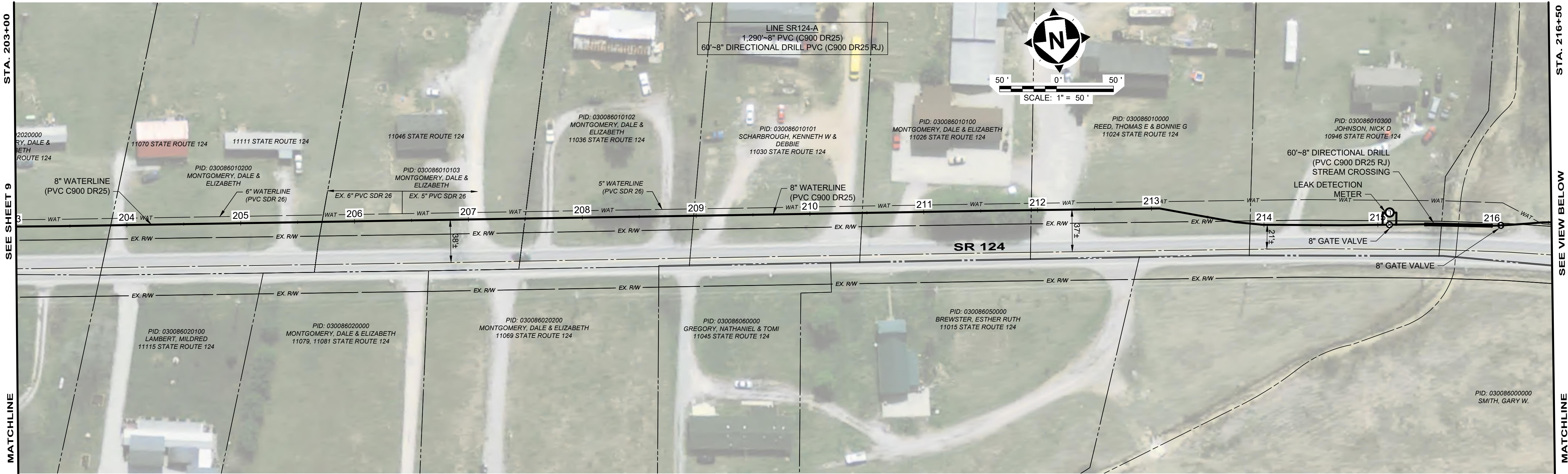
WATERLINE - PHASE I - PHASE II

PROJECT NO.	220239
DISCIPLINE	
SHEET NAME	C-06
SHEET	OF
9	29

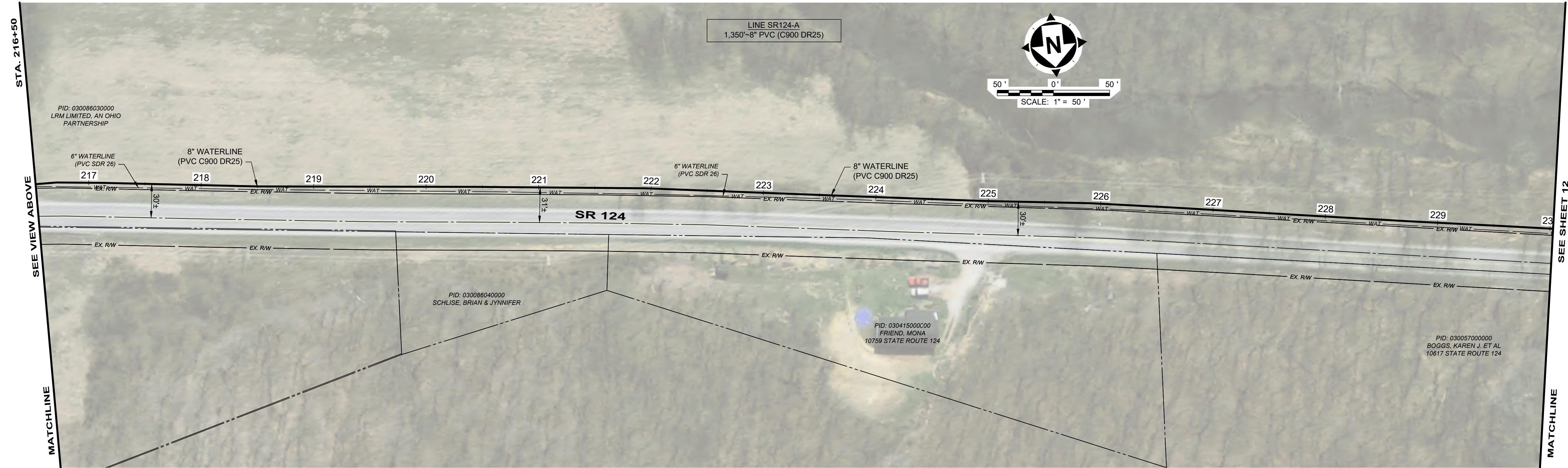


- NOTES:
- WATERLINE TO BE INSTALLED IN PUBLIC RIGHT OF WAY:
 - LINE 124-A: STA. 158+26 TO STA. 158+87
 - LINE 124-A: STA. 169+46 TO STA. 176+07





- NOTES:
1. WATERLINE TO BE INSTALLED IN PUBLIC RIGHT OF WAY:
 - LINE 124-A: STA. 213+67 TO STA. 216+21

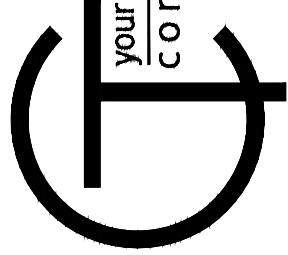


SR 124 WATERLINE
IMPROVEMENTS
- PIKE COUNTY, OH -

WATERLINE - PHASE I

PROJECT NO.	
220239	
DISCIPLINE	
SHEET NAME	
C-08	
SHEET	OF
11	29

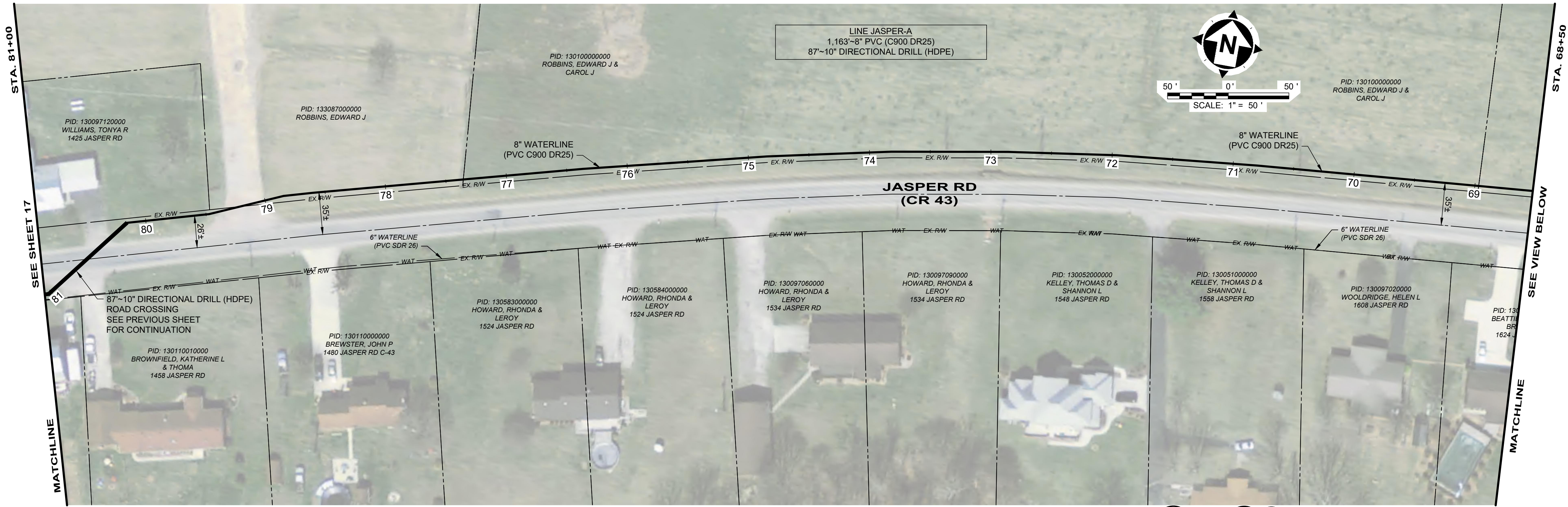
ISSUED FOR:	BIDDING	NO	REVISION	DATE
ISSUE DATE:	2/6/2025	1	REVISED FOR CONSTRUCTION	3/20/2025
SCALE:	AS SHOWN	2	ADDENDUM NO. 1	4/3/2025
DESIGNED BY:	RAB			
DRAWN BY:	RAB			
CHECKED BY:	BRA			

 your trusted advisor
consultants

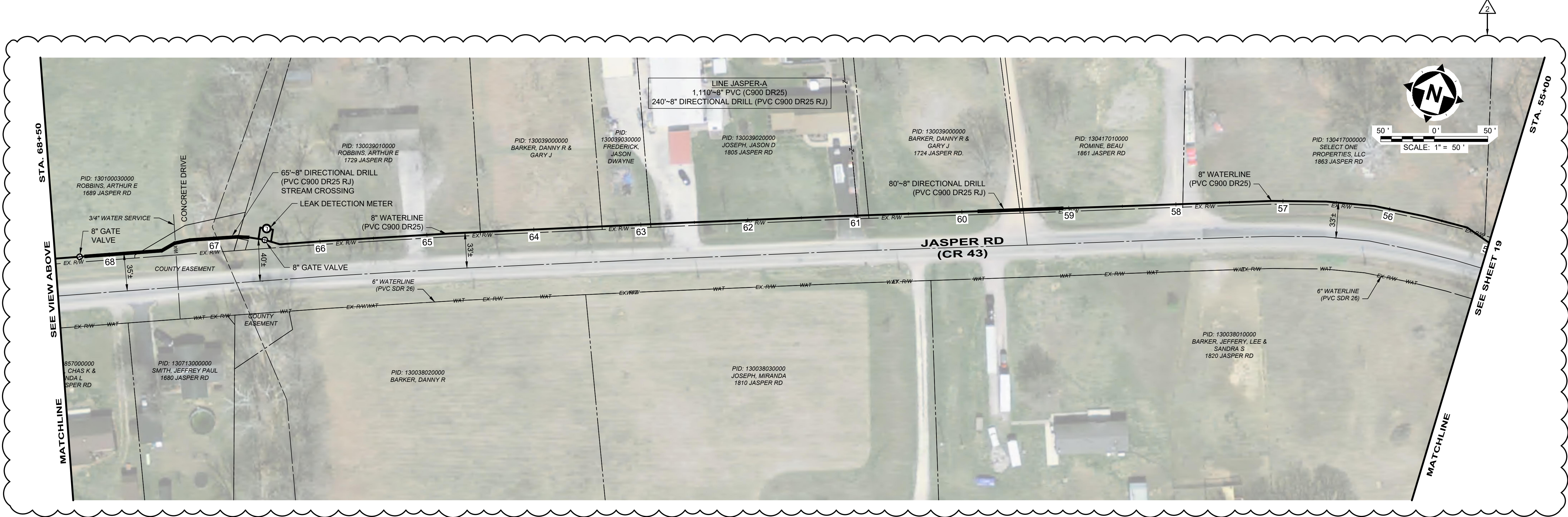
engineers
architects
planners

BID SET

2 REVISD EXISTING WATERLINE LOCATION



- NOTES:
1. WATERLINE TO BE INSTALLED IN PUBLIC R/W:
LINE JASPER-A: STA. 81+00 TO STA. 79+18



BID SET

your trusted advisor
consultants

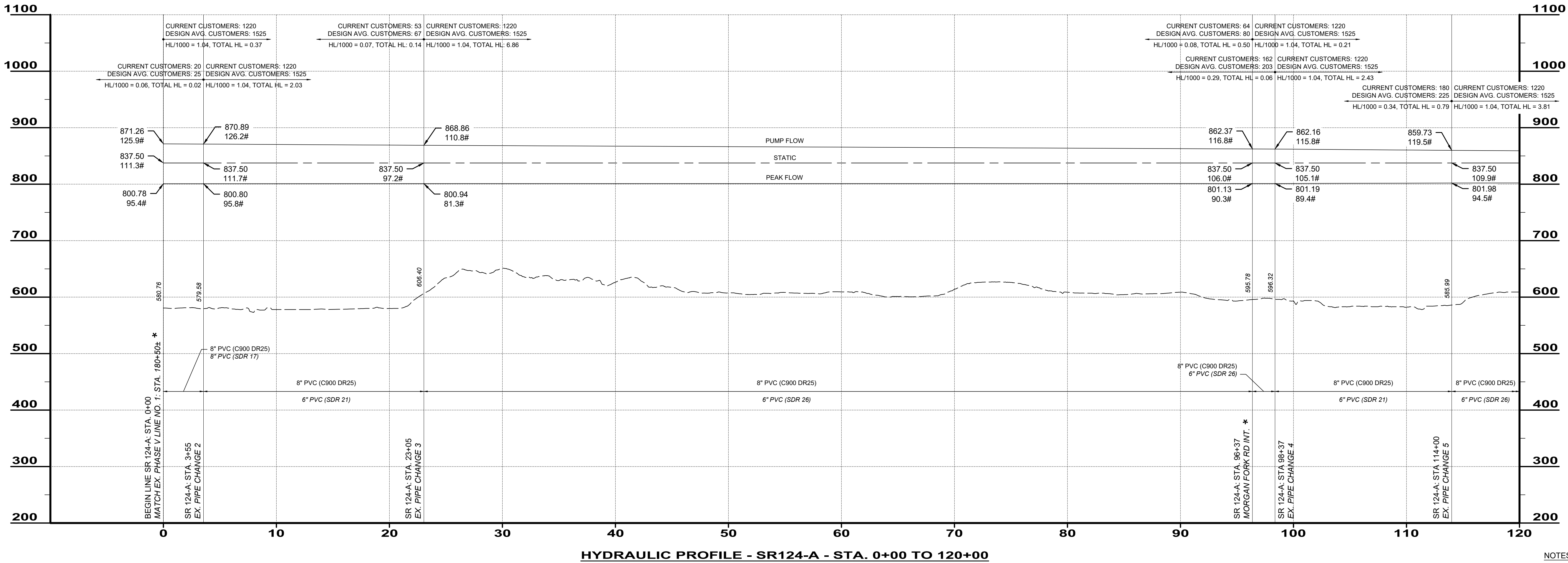
engineers
architects
planners

ISSUED FOR:	BIDDING	NO	REVISION	DATE
ISSUE DATE:	2/6/2025	1	REVISED FOR CONSTRUCTION	3/20/2025
SCALE:	AS SHOWN	2	ADDENDUM NO. 1	4/3/2025
DESIGNED BY:	RAB			
DRAWN BY:	RAB			
CHECKED BY:	BRA			

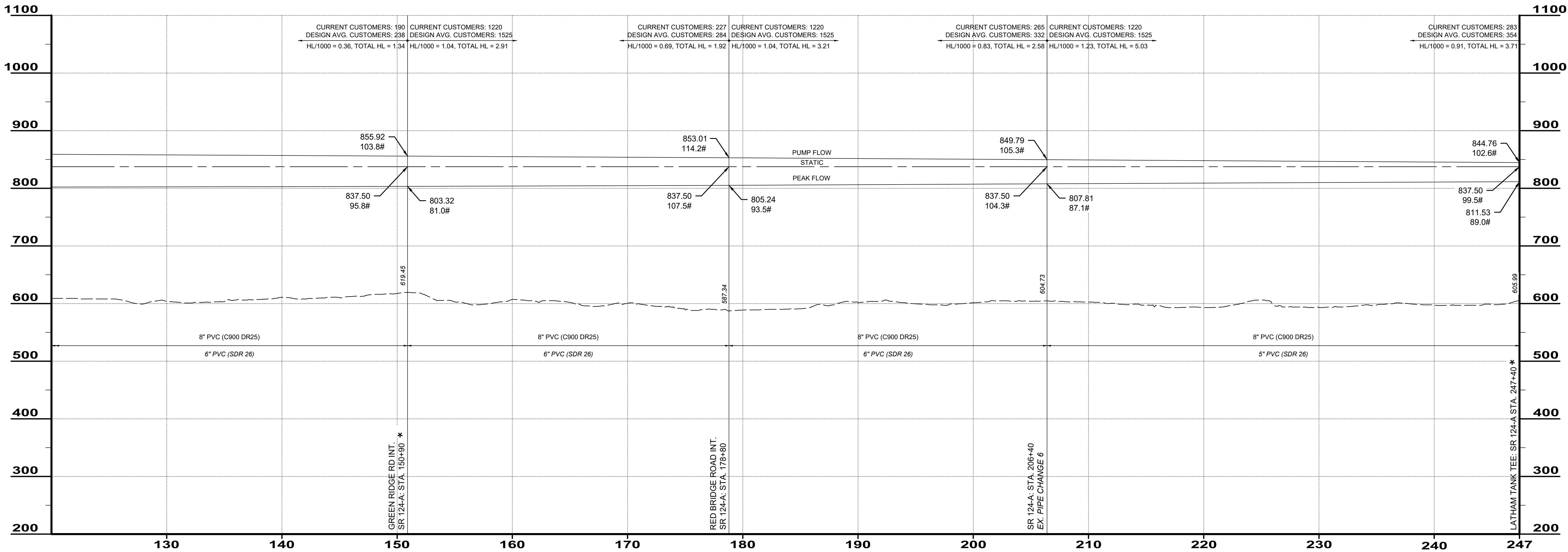
SR 124 WATERLINE
IMPROVEMENTS
- PIKE COUNTY, OH -

WATERLINE - PHASE II

PROJECT NO.	
220239	
DISCIPLINE	
SHEET NAME	
C-15	
SHEET	OF
18	29



HYDRAULIC PROFILE - SR124-A - STA. 0+00 TO 120+00



HYDRAULIC PROFILE - SR124-A - STA. 120+00 TO 247+40

NOTES:


- EXISTING SYSTEM PIPE PARAMETERS ARE REPRESENTED WITH ITALICS TEXT.
- LINE SR124-A STATION 0+00 IS NOT THE LOCATION FOR THE PUMP. THE PUMPS ARE APPROXIMATELY 18,050' SOUTH ALONG SR 124 AND JASPER ROAD.
- FLOWS ARE CALCULATED AT 350 GPM. THESE FLOWS WILL BE GENERATED FROM THE UPGRADED BOOSTER STATION AT STEVE HENRY AND INCREASED PIPE CAPACITY.
- LOCATIONS DESIGNATED * ARE THOSE WHERE THE EXISTING SYSTEM AND THE NEW SYSTEM ARE CONNECTED TO SUPPORT PARALLEL OPERATION. CUSTOMER CONNECTIONS ARE TO REMAIN TO THE EXISTING SYSTEM.

SR 124 WATERLINE IMPROVEMENTS - PIKE COUNTY, OH -

HYDRAULICS - PHASE I & II

PROJECT NO.	
220239	
DISCIPLINE	
SHEET NAME	
H-01	
SHEET	OF
24	29

ISSUED FOR:	BIDDING	NO	REVISION	DATE
ISSUE DATE:	2/6/2025	1	REVISED FOR CONSTRUCTION	3/20/2025
SCALE:	AS SHOWN	2	ADDENDUM NO. 1	4/3/2025
DESIGNED BY:	RAB			
DRAWN BY:	RAB			
CHECKED BY:	BRA			



engineers
architects
planners

BID SET

2 REVISED ENTIRE SHEET

BID SET

your trusted advisor
consultants

engineers
architects
planners

ISSUED FOR:	BIDDING	NO	REVISION	DATE
ISSUE DATE:	2/6/2025	1	REVISED FOR CONSTRUCTION	3/20/2025
SCALE:	AS SHOWN	2	ADDENDUM NO. 1	4/3/2025
DESIGNED BY:	RAB			
DRAWN BY:	RAB			
CHECKED BY:	BRA			

SR 124 WATERLINE
IMPROVEMENTS
- PIKE COUNTY, OH -

HYDRAULICS - PHASE I II & III

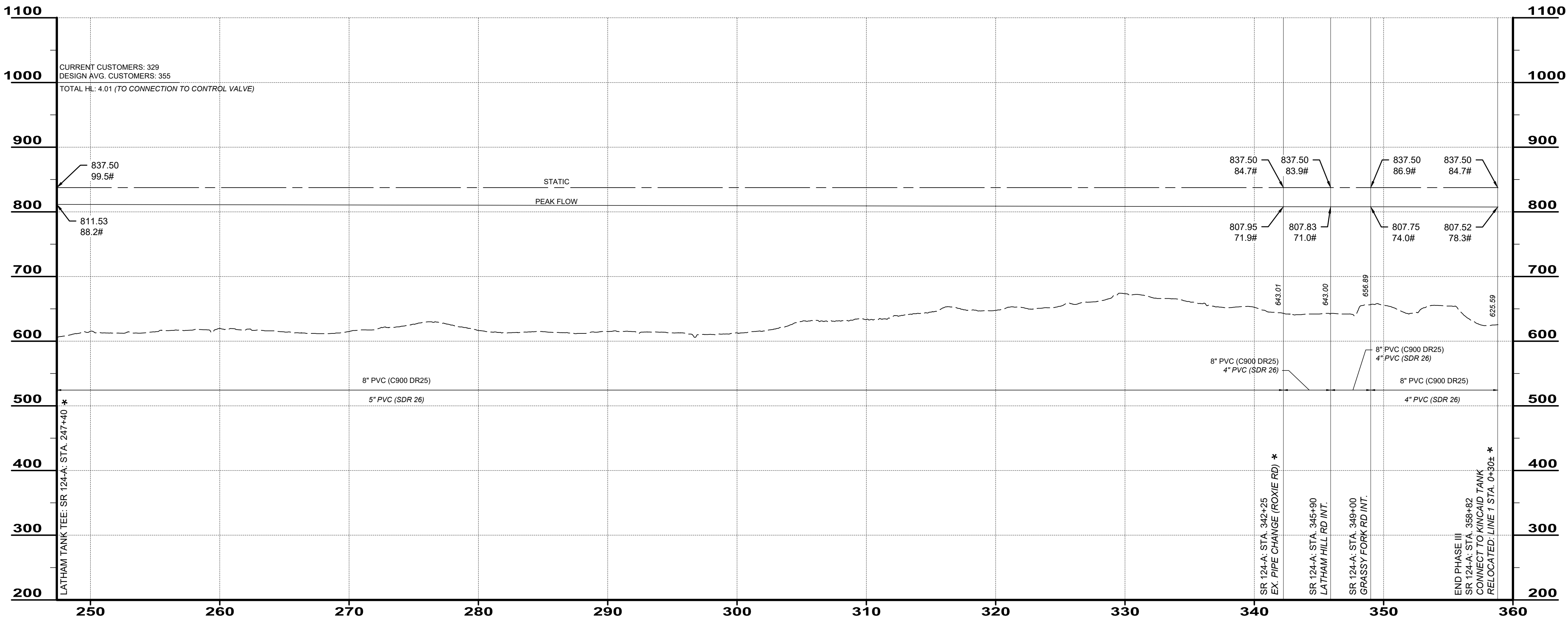
PROJECT NO.	220239
DISCIPLINE	
SHEET NAME	H-02
SHEET	25
OF	29

NOTES:

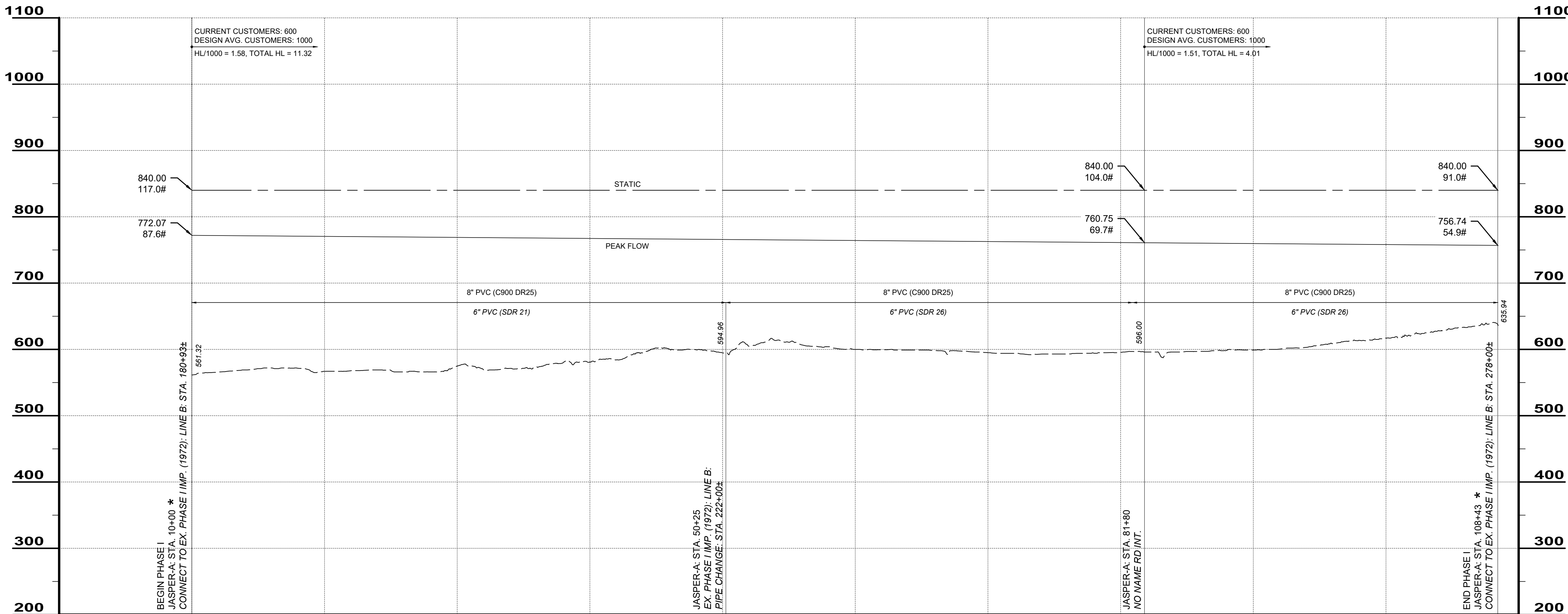
- EXISTING SYSTEM PIPE PARAMETERS ARE REPRESENTED WITH ITALICS TEXT.
- LINE SR124-A STATION 0+00 IS NOT THE LOCATION FOR THE PUMP. THE PUMPS ARE APPROXIMATELY 18,050' SOUTH ALONG SR 124 AND JASPER ROAD. FLOWS ARE CALCULATED AT 350 GPM. THESE FLOWS WILL BE GENERATED FROM THE UPGRADED BOOSTER STATION AT STEVE HENRY AND INCREASED PIPE CAPACITY.
- LOCATIONS DESIGNATED * ARE THOSE WHERE THE EXISTING SYSTEM AND THE NEW SYSTEM ARE CONNECTED TO SUPPORT PARALLEL OPERATION. CUSTOMER CONNECTIONS ARE TO REMAIN TO THE EXISTING SYSTEM.

2

REVISED ENTIRE SHEET



HYDRAULIC PROFILE - SR124-A - STA. 247+40 TO 358+82



HYDRAULIC PROFILE - JASPER-A