To: All Plan Holders of Record

From: Verdantas LLC
For the Owner

***Re:*** ***Addendum No. 1***
***WWTP & LS Improvements***
***Contract A – WWTP Improvements***
***Contract B – Brooklyn Street LS Improvements***
***City of Port Clinton, Ohio***

Date: October 16, 2026

This Addendum forms a part of the contract documents and modifies the original bidding documents dated October 2026 and all previous addenda, if any. Acknowledge receipt of this addendum in the space provided in the bid forms. Failure to do so may subject the bidder to disqualification.

## QUESTIONS AND ANSWERS

Q1. Drawing 10S-01 indicates that we are to install "#4 dowels @ 12" O.C. w/ Adhesive Anchors 4" min. Embedment" at the new 8" wall and existing bottom slab intersection; however, no waterstop is shown at this joint. Can you please advise if waterstop is desired at the slab/wall intersection? If so, can you please specify the desired waterstop?

A1. Waterstops are not required at the interface between the new wall fillets and the existing concrete. The proposed modifications consist of non-structural rehabilitation measures and are not intended to create a watertight structural construction joint. The contractor shall prepare and bond the repair materials to the existing concrete surfaces in accordance with the contract documents.

Q2. Note 4 on drawing 10S-02 notes that we are to, "remove deleterious materials, loose concrete and/pr decomposed concrete from the walls and the underside of the top slab with low-impact methods until a sound substrate is reached". Can you please advise on the anticipated total removal depth? Is there a minimum thickness of the existing concrete walls that needs to be maintained? Is there a maximum thickness that is to be removed?

A2. As noted, compromised concrete should be removed until sound concrete is encountered, there is no know or anticipation to what this depth may be or how it may vary across the lift station.

Q3. Drawing 10C-03 indicates that there is a utility pole that is to be installed on the NW corner of the site. Is the utility company setting this pole or is the Contractor responsible for setting the pole?

A3. The Contractor is responsible for setting this pole. For clarity, the use of the term "Utility Pole" is general for this application, the type and style of pole only needs to accommodate and

support the re-routed vent pipe from the Lift Station. It will not need to support any public or private utilities.

Q4. Drawing 10S-01 appears to depict that the new 8" cast-in-place walls are to be poured solid with no penetrations through them. However, there is 1 EA – 12" PVC SDR-35 influent line, 1 EA – 12" Ductile Iron Force Main line, and 1 EA – 10" Ductile Iron Backup Pump Suction line that need to penetrate through the East and South Walls of the Lift Station. Can you please provide a construction detail for the new proposed wall penetrations? Are the existing wall castings for these (3) lines to be reused? Is new piping between the existing wall casting needed to connect to the new piping? Are new castings needed for the new penetrations?

A4. The existing wall castings are to remain and re-used in conjunction with the cast in place walls. If an opening needs to be formed into the new walls to accommodate the pre-existing openings/wall casting to remain, please follow detail no.4 on Sheet 6.

**PLANS**

**Replace** Plan Sheet 7/31 with the enclosed Revised Plan Sheet 7/31.

**Replace** Plan Sheet 9/31 with the enclosed Revised Plan Sheet 9/31.

**Replace** Plan Sheet 10/31 with the enclosed Revised Plan Sheet 10/31.

EF:alc

Enclosures

Z:\Project Files\OA-PZ\Portclinton\33943 - Port Clinton WWTP & LS Improvements\Working\Bid Documents\Addenda\Addendum 01\Addendum 01.Doc

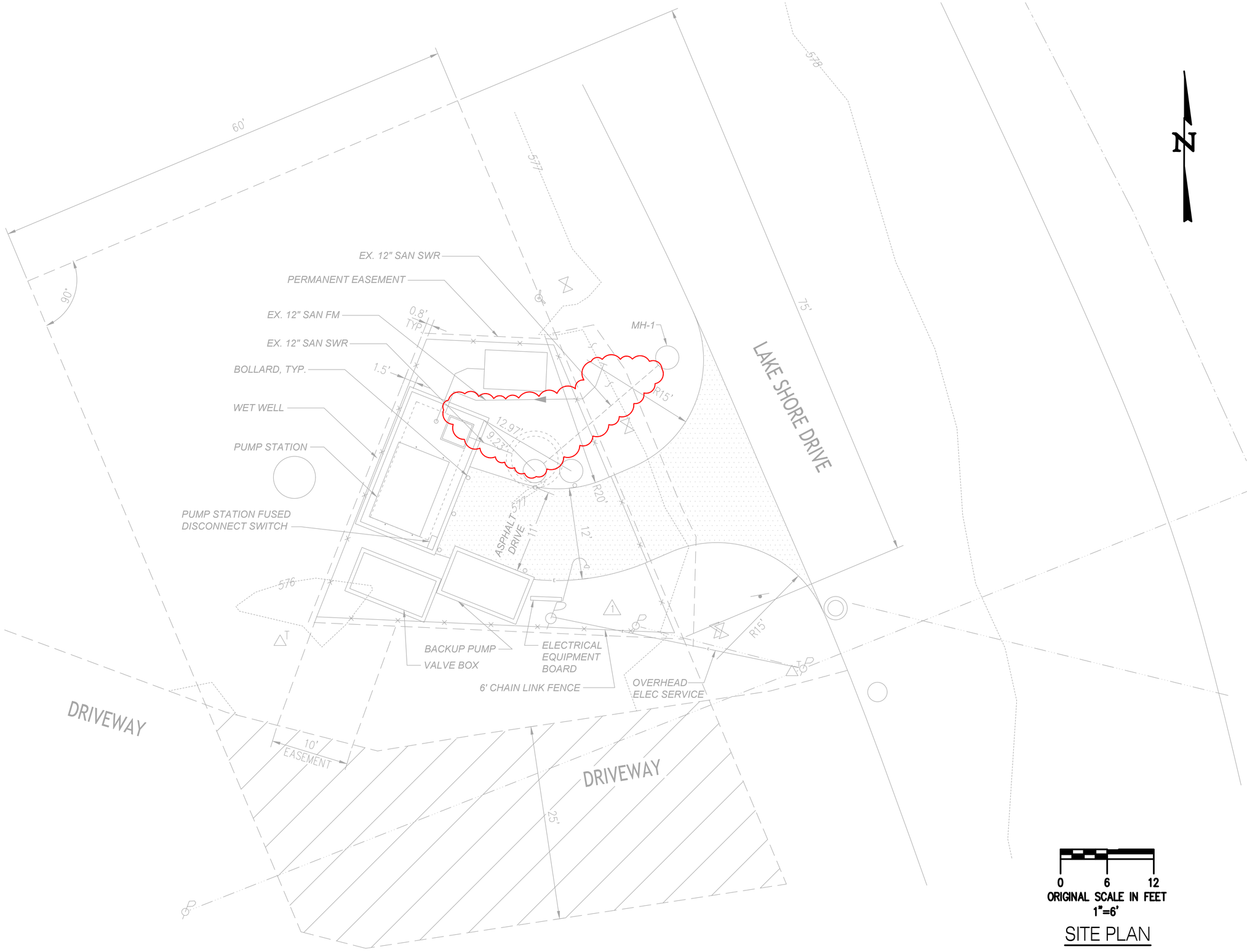


SITE PLAN

ERIC M. FALLON 67551
STATE OF OHIO
REGISTERED PROFESSIONAL ENGINEER

verdantas

8150 STERLING COURT
MENTOR, OHIO 44060
(440) 951-9000

| NO | REVISION | DATE |
|---|---|---|
| 1 | ADDENDUM CHANGES | 10/16/26 |

| | |
|---|---|
| SCALE: | AS NOTED |
| DATE: | 9/21/2026 |
| DESIGNED BY: | EMF |
| DRAWN BY: | CAS |
| CHECKED BY: | EMF |

CITY OF PORT CLINTON, OHIO
PORT CLINTON WWTP & LS IMPROVEMENTS
OTTAWA COUNTY OHIO

LIFT STATION - 10 SERIES - CIVIL

LIFT STATION EXISTING CONDITIONS

| PROJECT NO: | |
|---|---|
| 33943 | |
| DRAWING NAME | |
| 10C-01 | |
| SHEET | OF |
| 7 | 31 |

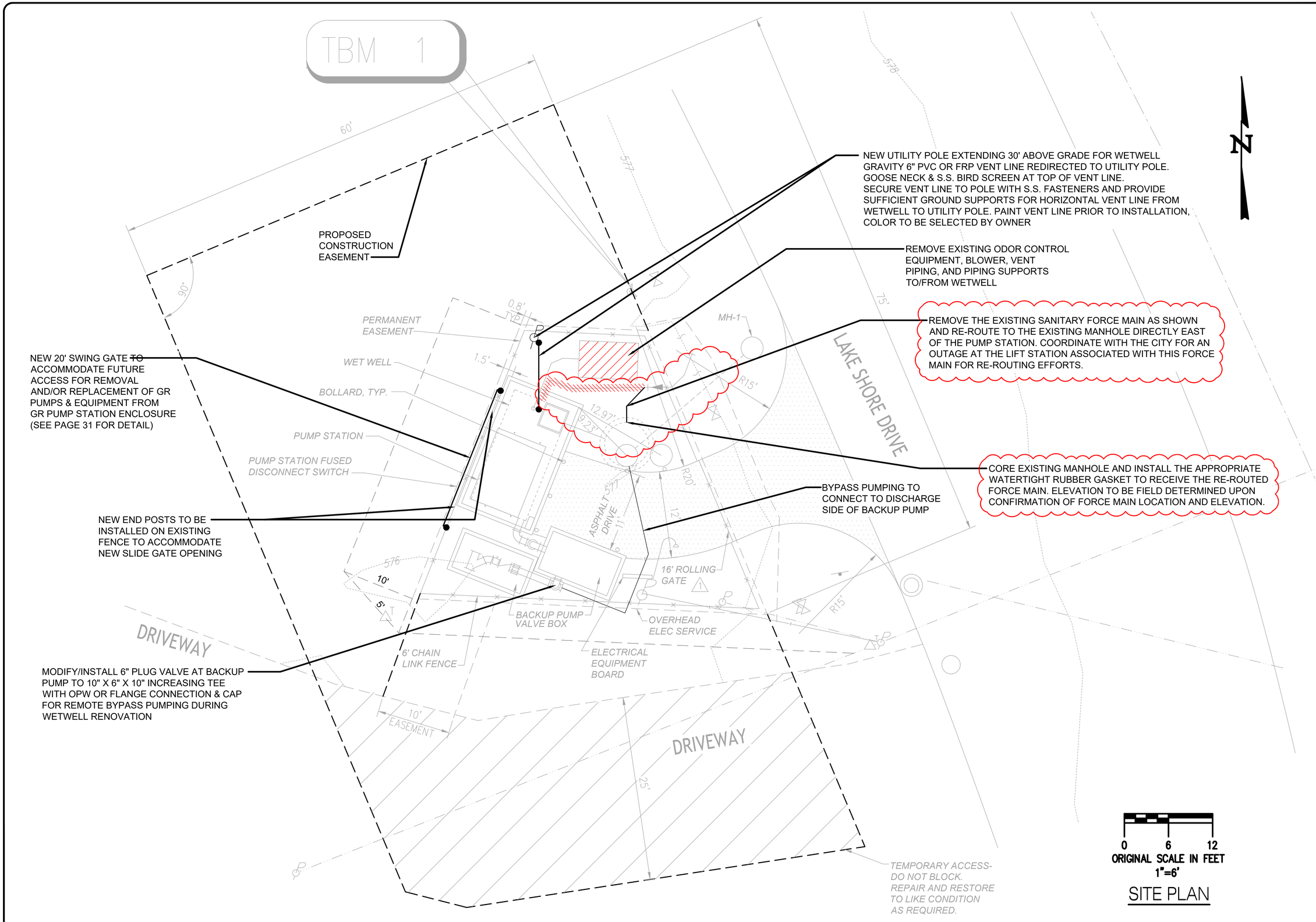


SITE PLAN

STATE OF OHIO
ERIC M. FALLON
67551
REGISTERED PROFESSIONAL ENGINEER

verdantas
8150 STERLING COURT
MENTOR, OHIO 44060
(440) 951-9000

| NO | REVISION | DATE |
|---|---|---|
| 1 | ADDENDUM CHANGES | 10/16/26 |

SCALE: AS NOTED
DATE: 9/21/2026
DESIGNED BY: EMF
DRAWN BY: CAS
CHECKED BY: EMF

CITY OF PORT CLINTON, OHIO
PORT CLINTON WWTP & LS IMPROVEMENTS
OTTAWA COUNTY OHIO

LIFT STATION - 10 SERIES - CIVIL
LIFT STATION BYPASS PUMPING

PROJECT NO: 33943
DRAWING NAME: 10C-03
SHEET 9 OF 31

Z:\PROJECT FILES\OA-PZ\PORTCLINTON\33943 - PORT CLINTON WWTP & LS IMPROVEMENTS\CAD\SHEETS AND PLANS\C_33943_SITE PLAN.DWG - 9 LIFT STATION BYPASS PUMPING - 10/16/2026 8:54:05 AM - CORY SCOTT

GENERAL NOTES:

1. CONTRACTOR SHALL REMOVE AND STORE PACKAGED LIFT STATION ON SITE DURING CONSTRUCTION.
2. UPON COMPLETION OF THE IMPROVEMENTS IN THE WET WELL THE CONTRACTOR SHALL REINSTALL THE EXISTING LIFT STATION.
3. ALL INTERIOR WET WELL PIPING SHALL BE REPLACED. REFER TO SPECIFICATION 400519.
4. ALL PIPING TO BE REPLACED UP TO THE FIRST FLANGE IN THE LIFT STATION.
5. THE CONTRACTOR SHALL REPLACE THE NOTED PIPING 5' PAST THE EDGE OF THE WET WELL. THE CONTRACTOR SHALL REMOVE AND REPLACE THE LINK SEAL.

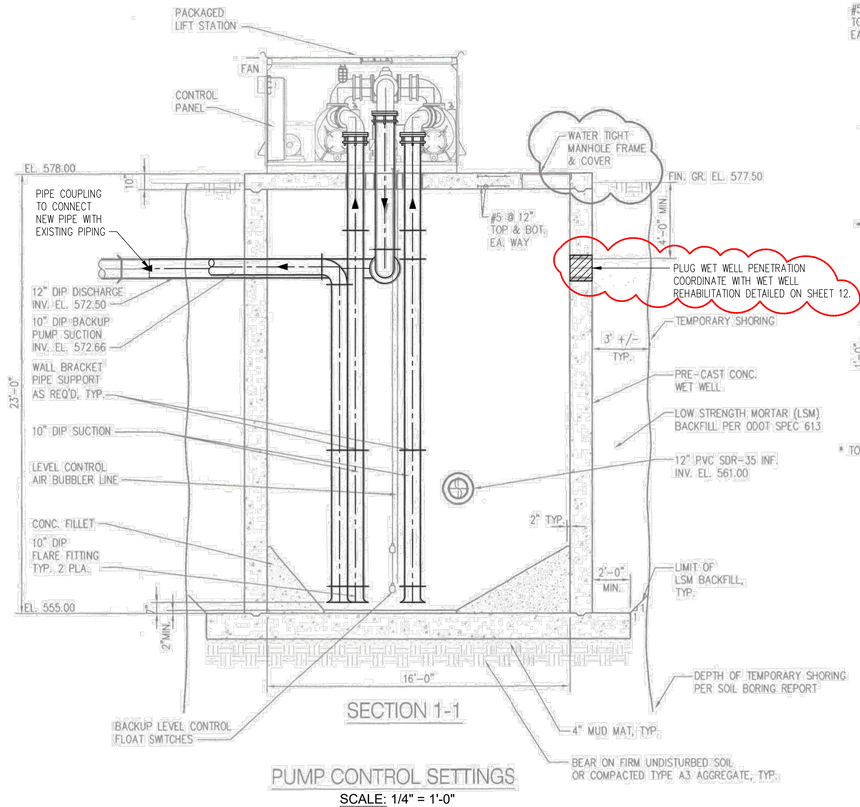


SECTION 1-1

PUMP CONTROL SETTINGS

SCALE: 1/4" = 1'-0"

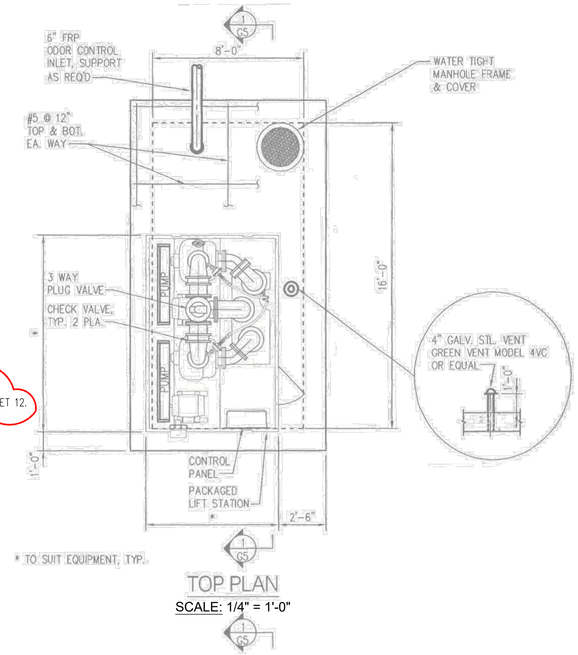


TOP PLAN

SCALE: 1/4" = 1'-0"

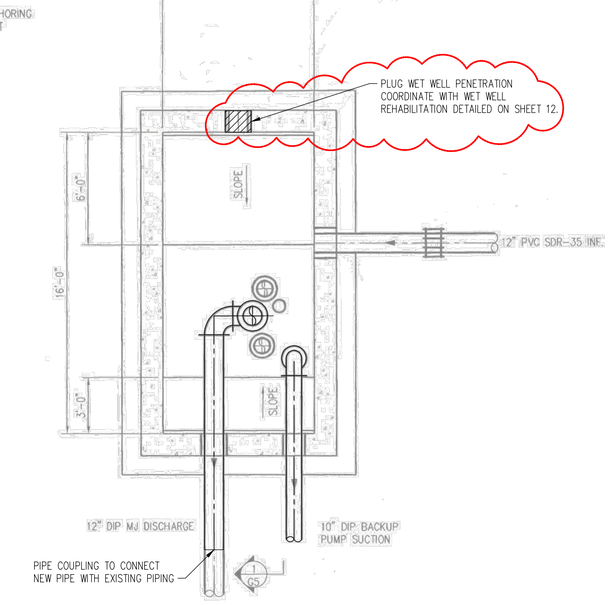


BOTTOM PLAN

SCALE: 1/4" = 1'-0"


STATE OF OHIO
ERIC M. FALLON
67551
REGISTERED PROFESSIONAL ENGINEER

verdantas
8150 STERLING COURT
MENTOR, OHIO 44060
(440) 951-9000


| NO | REVISION | DATE |
|---|---|---|
| 1 | ADDENDUM CHANGES | 10/15/26 |

| | | | | |
|---|---|---|---|---|
| SCALE: | AS NOTED | DESIGNED BY: | EMF | |
| DATE: | 9/21/2026 | DRAWN BY: | CAS | |
| | | CHECKED BY: | EMF | |

CITY OF PORT CLINTON, OHIO
PORT CLINTON WWTP & LS IMPROVEMENTS
OTTAWA COUNTY OHIO

LIFT STATION - 10 SERIES - PROCESS

LIFT STATION PUMP REPLACEMENTS

PROJECT NO: 33943

DRAWING NAME: 10D-01

SHEET 10 OF 31